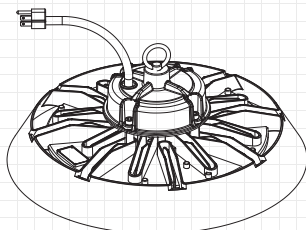
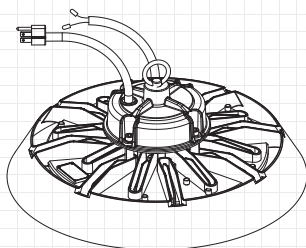


## LED High Bay Light



250W



250W-D

Should you experience any issues while operating any of our products, you can directly reach out to our Customer Support via Amazon Orders. Or you can send your inquiry to our Official Customer Support at:

✉ [support@amicolight.com](mailto:support@amicolight.com)

☎ +1(888)676-1042 Monday - Friday from 9:00AM - 5:00PM (PT)



# SAFETY INFORMATION

## Cautions

1. Can not use the electric generator to test the LED light.
2. Please abide by related country, regional and local law and regulations when install this fixture.
3. Please turn off the power before installation or maintenance.
4. Proper earth grounding is required to ensure safety.

## Notice

1. To avoid possibility of electrical shock or fire, the installation personnel must have professional electric knowledge.
2. Please wear gloves to avoid injury before installation.
3. If any smoke or spark of the wire happened, please turn off the power immediately and notify relevant personnel.
4. The luminaire shall be mounted directly below an outlet or junction box.
5. The cord shall be visible over entire length and cannot be concealed.

## Attention

1. Please check if there is any damage during shipping. If so, please contact manufacturer timely.
2. Please read the installation instruction carefully to check whether all the accessories are complete. After confirmation, then install the fixture according to installation steps.

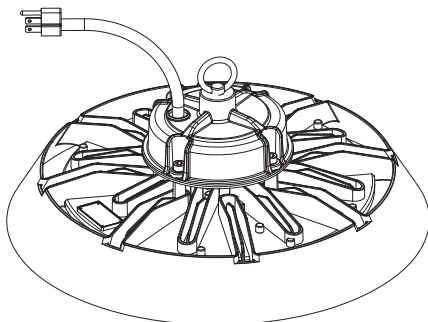


# SAFETY INFORMATION

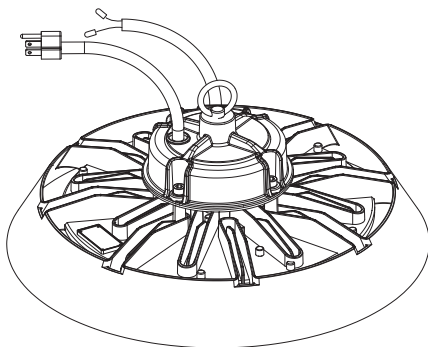
## Wiring Diagram & Instruction

1.The length of the plug wire is 5FT.

2.The input voltage is 120-277V.



250W



250W-D



# HOW TO INSTALL

## Hook Mount

Please choose the most suitable installation method for the purchased product as per your needs.

250W:

Figure 1

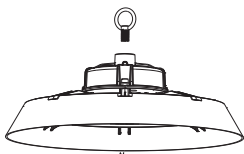



Figure 2



1. Please screw the lifting ring into the high bay light fixture, then tighten firmly.(Figure 1)
2. Please hang the fixture into the lifting hook or chain and protect it from falling.(Figure 2)
3. After installation, please wire in accordance with local connection standard, and make sure there is a good joint protective measures.

250W-D:

Figure 3



Figure 4




Figure 5

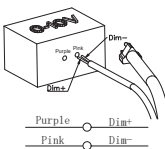
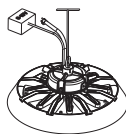


Figure 6

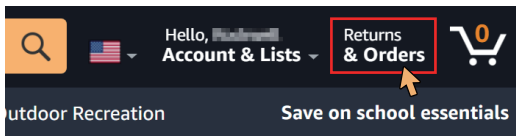


1. Please screw the lifting ring into the high bay light fixture, then tighten firmly.(Figure 3)
2. Please hang the fixture into the lifting hook or chain and protect it from falling.(Figure 4)
3. Wiring Diagram.(Figure 5)
4. 0-10V dimming. Please follow the local dimmer box standard wiring.(Figure 6)

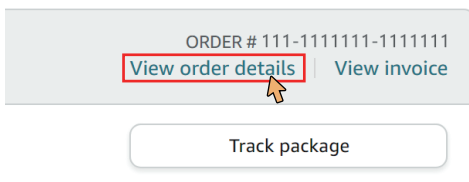


# CONTACT US

- ① Log into your Amazon.com account, click "[Returns&Orders](#)" on the top-right corner.



- ② Find your order in the list and click "[View order details](#)".



- ③ Click the "[store name](#)" following the Sold by, below the product title.

## Delivered yesterday





## CONTACT US

- ④ Click the yellow button "Ask a question", on the top-right corner, to contact the seller.

Livestreams

Outdoor Recreation

Save on school essentials

Have a question for [blurred]

Ask a question

Should you experience any issues while operating any of our products, you can directly reach out to our Customer Support via Amazon Orders. Or you can send your inquiry to our Official Customer Support at:

### Call us:

+1(888)676-1042

Monday - Friday from 9:00AM - 5:00PM (PT)

**Contact via Email:** [support@amicolight.com](mailto:support@amicolight.com)



# CUSTOMER SERVICE

## 01 30-Day Return Policy

If you're not completely satisfied with your purchase, simply return the merchandise via Amazon Orders.

Unused merchandise can be refunded or exchanged within 30 days from the original purchase date.

## 02 5-Year Warranty

We guarantee your product is free from defects in product material and workmanship for five (5) years starting from the date of purchase during normal use of household conditions. If your appliance fails to operate properly within our warranty period, we will arrange a new replacement free of charge and cover all the shipping costs.

## 03 Quick Response within 12 Hours

If you are still unable to resolve the issue you are experiencing, please contact us immediately at our support email. It doesn't matter if the product has been installed, our customer support team will respond within 12 hours and assist you quickly and efficiently. The most efficient way to confirm your problem to us is to attach a video illustrating your product issue.



## GET MORE SUPPORT

Should you experience any issues while operating any of our products, you can directly reach out to our Customer Support via Amazon Orders. Or you can send your inquiry to our Official Customer Support at:

 [support@amicolight.com](mailto:support@amicolight.com)

 **+1(888)676-1042**      Monday - Friday from 9:00AM - 5:00PM (PT)

**MADE IN CHINA**